

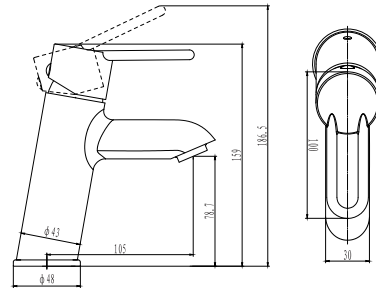


BASIN MIXER

SL220TR

Deck type basin mixer:
One hole, single lever, easy-clean aerator, 35mm citec cartridge, tubular fixation kit, 2 x 450mm x 15mm flexible connectors, DZR brass, Ni: 8-10 Cr: 0.25-0.3, EPDM o-rings.

SABS 1480 (BS EN 1286)

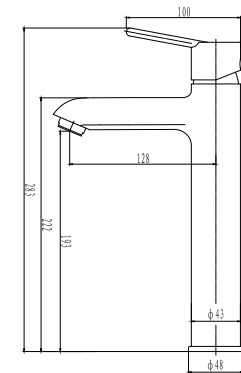


HIGH RISE BASIN MIXER

SL220TRL

High rise basin mixer:
One hole, single lever, easy-clean aerator, 35mm citec cartridge, tubular fixation kit, 2 x 450mm x 15mm flexible connectors, DZR brass, Ni: 8-10 Cr: 0.25-0.3, EPDM o-rings.

SABS 1480 (BS EN 1286)

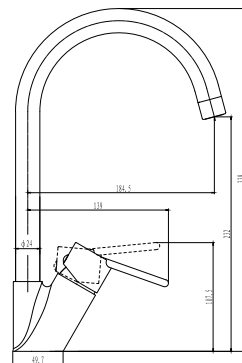


SINK MIXER

SL301TR

Deck type sink mixer:
One hole, single lever, high swivel spout, easy-clean aerator, 35mm citec cartridge, tubular fixation kit, 2 x 450mm x 15mm flexible connectors, DZR brass, Ni: 8-10 Cr: 0.25-0.3, EPDM o-rings.

SABS 1480 (BS EN 1286)

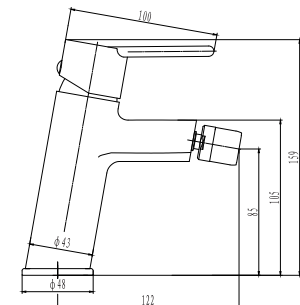


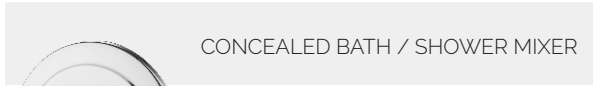
BIDET MIXER

SL240TR

Bidet mixer:
One hole, single lever, easy-clean aerator, 35mm citec cartridge, tubular fixation kit, 2 x 450mm x 15mm flexible connectors, DZR brass, Ni: 8-10 Cr: 0.25-0.3, EPDM o-rings.

SABS 1480 (BS EN 1286)



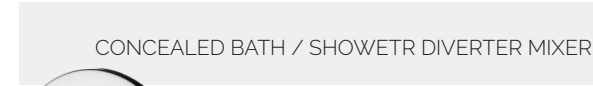
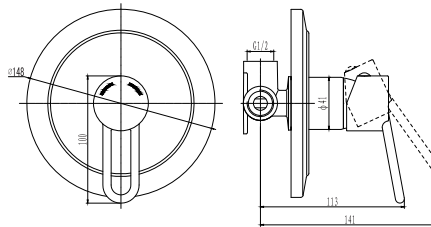


CONCEALED BATH / SHOWER MIXER

SL100TR

Bath/Shower concealed mixer:
Sliding CP cover plate, 35mm citec cartridge, 2 x G1/2" FI inlets & 1 x G1/2" FI outlet, DZR brass, Ni: 8-10 Cr: 0.25-0.3, EPDM o-rings.

SABS 1480 (BS EN 1286)

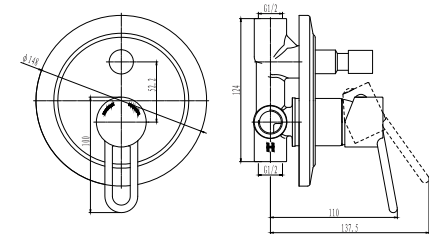


CONCEALED BATH / SHOWETR DIVERTER MIXER

SL105TR

Bath/Shower concealed diverter mixer:
Sliding CP cover plate, diverter push button, 35mm citec cartridge, 2 x G1/2" FI inlets & 2 x G1/2" FI outlets, DZR brass, Ni: 8-10 Cr: 0.25-0.3, EPDM o-rings.

SABS 1480 (BS EN 1286)

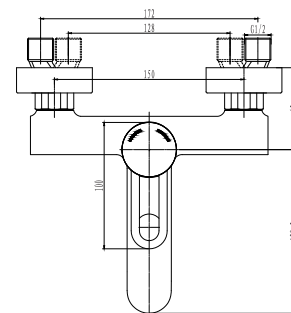


COMPLETE BATH MIXER

SL120TRW

Exposed wall type bath mixer:
Two hole, single lever, with Diverter, G1/2" s-connectors adjustable from 128mm - 172mm centres. Supplied with hand shower, hose, wall bracket, 35mm citec cartridge, easy-clean aerator, DZR brass, Ni: 8-10 Cr: 0.25-0.3, EPDM o-rings.

SABS 1480 (BS EN 1286)

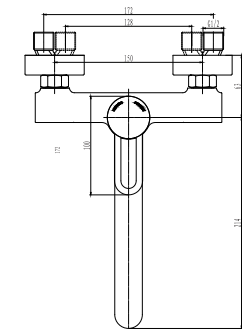


WALL TYPE SINK MIXER

SL210TR

Wall type sink mixer:
Two hole, single lever, swivel spout 214mm, G1/2" s-connectors adjustable from 128mm - 172mm centres, 35mm citec cartridge & easy-clean aerator, DZR brass, Ni: 8-10 Cr: 0.25-0.3, EPDM o-rings.

SABS 1480 (BS EN 1286)



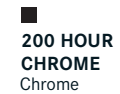
1. Citec cartridge

CITEC CARTRIDGES INCLUDE HIGH QUALITY CERAMIC DISKS WHICH ALLOW FOR SMOOTH ADJUSTMENT WHEN CHANGING THE TEMPERATURE & FLOW RATE OF THE WATER.



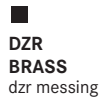
5. Chrome finish

A SUPERIOR CHROMING TECHNIQUE PROVIDES A BEAUTIFUL AESTHETIC APPEARANCE, EXCELLENT CORROSION RESISTANCE & AN EASIER SURFACE TO CLEAN.



2. DZR brass

HIGH-GRADE DZR BRASS IS RESISTANT TO DEZINCIFICATION, A FORM OF CORROSION. THIS ENSURES THE MEISSEN PRODUCTS HAVE BETTER LONGEVITY.



6. Base plate

USED TO ALLOW FOR BETTER COVERAGE OF BASIN TAP HOLE.



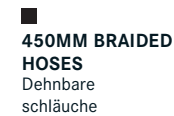
3. Easy tubular fixations

PROVIDES THE INSTALLER WITH AN EASIER INSTALLATION; SIMPLY TIGHTEN THE FIXATION BY HAND. NO TOOLS REQUIRED.



7. 450mm braided hoses

PROVIDES MORE THAN ADEQUATE LENGTH FOR THE INSTALLER IN ORDER TO CONNECT TO THE WATER INLET SUPPLY.



4. Neoperl easy-clean aerator

ALLOWS FOR EASY CLEANING & REMOVAL OF DEBRIS CAUGHT IN THE AERATOR.



15 YEAR GUARANTEE



